



Innovative 5

Heavy Duty Automatic Sliding Door Operator

The innovative 5 operator is suitable for frameless and framed doors up to 200kg per leaf, and clear opening width up to 3000mm.

It is adaptable to all types of door frame profiles, up to a width of 65mm, and designed for a heavy traffic flow.

The innovative 5 is a modular slider, with a motorisation system of a length of 570mm, including aluminium support and cover, DUNKER gearmotor, control board, power supply and emergency battery pack. Its versatility allows to fit single and bi-parting leaf doors of different passage widths.



The motorisation is preassembled and pretested, making it quick and easy to install by one person. Just fix the support profile, hang the leaves, adjust the drive unit, connect the sensors, electrolocks or other devices, and the system will be ready to use.





- Powerful: The right operator for higher and heavier doors.
- Safety: Designed in compliance with the safety standards EN16005
- Movement: Silent and dynamic movement on opening and on closing
- Use: Intensive
- Encoder: Precise control of the door positioning

The Innovative 5 operator Features:

- 1 Heavy duty operator profile
- 2 German Designed Gearmotor
- 3 Microprocessor based controller
- 4 Digital Programmer for mode operation
- 5 Optional battery backup
- 6 Provision to interface with building security systems

Innovative 5 aluminium profile:



 passed CE certification	 Life cycle Approved by TUV	 With 100W motor Max door weight 200kg	 36 months warranty
--	---	--	---

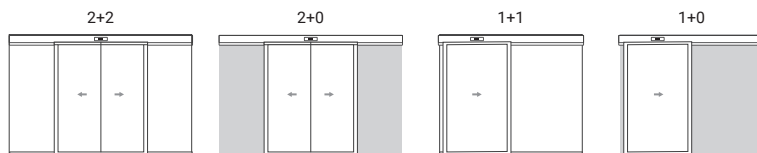
ADVANTAGES

- Motor: Permanent magnet motor of 24Vdc
- Carriers: Strong, adjustable and made up of three interchangeable wheels.
The central wheel prevents possible derailments due to impacts.
- Belt: Neoprene with a fiberglass core HTD 8m (8mm tooth pitch).
- Controller: Microprocessors control which allows a very precise movement control.
It monitors the motor intensity & temperature, the battery voltage & charge level, the electromagnetic lock position, and the safety sensors.
Motor force control system with obstacle detection for users' safety.
Same controller for all zamtas sliding door operators.
- Battery: Fail safe / fail scoure system in case of a power supply failure.

TECHNICAL FEATURES

	Single leaf door (1 moving leaf)	Bi-parting double leaf door (2 moving leaves)
Free passage width (Min-Max)	600-2000mm	1000-2000mm
Max. leaf weight	150kg	2*125kg
Max. Leaf width	2000mm	1500mm
Min. Leaf width	750mm	550mm
Max. leaf height	3000mm**	
Opening speed (Min-Max)	15-45cm/sec	15-45cm/sec
Closing speed (Min-Max)	15-45cm/sec	15-45cm/sec
Power supply	AC 100 - 240V - 50/60Hz	
Motor power supply	24Vdc	
Operator max. consumption	100W	
Batteries	24V Ni-Cd (800 mA)	
Relative humidity	10% to 90% without condensation	
Operating temperature	- 10°C / +50°C	
Use	Intensive	
IP - Protection class	IP20	

DOOR CONFIGURATIONS



INSTALLATION LAYOUT



ACCESSORIES

PROGRAMMER SELECTOR

DIGITAL PROGRAMMER
AND MODE SELECTOR



Mechanical Key switch
(Working modes)



ELECTROMAGNETIC LOCKS

FAILSAFE
Operator lock
(Unlocked in case of blackout)



FAILSECURE
Operator lock
(Locked in case of blackout)



KEY SWITCHES

Switch key lock
(surface mounted)



Switch key lock
(flush mounted)



SENSORS

Infrared sensor with door learn
technology, activation and safety
functions.
Uni-directional and EN16005 compliant.



Infrared and microwave sensor
with door learn technology, activation
and safety functions.
Uni-directional and EN16005 compliant.



Microwave sensor
(activation). Bidirectional



Touchless microwave
sensor (activation)



SELECTORS AND ACCESSORIES

1) WIRELESS SELECTOR

Remote wireless device for selecting operating modes.

2) SELECTOR WITH KEY

Device with key for selection of operating modes.

3) DIGITAL SELECTOR

Digital device for selection of operating modes.

4) OPENING PUSH-BUTTON

Push-button opening activation device.

5) CONTACTLESS OPENING PUSH-BUTTON

Opening activation device without contact.

6) RECESSED EXTERNAL KEY

Opening activation device with a key

7) EXTERNAL KEY

Opening activation device with a key

8) ELECTROMECHANICAL LOCK

Automatic door locking device.